



Pneumatic rotary actuator, single-acting and double-acting

- Can be combined with position feedback or control head
- Flange acc. ISO 5211 and DIN 3337
- Long life cycle
- Optical position indicator
- Pilot valve connection NAMUR

Type 2050 can be combined with...



Type 2652/55
Ball valve
stainless steel



Type 2658
Ball valve
plastic



Type 2675
Butterfly valve



Type 5470
Solenoid valve



Type 6519 NAMUR
Solenoid valve



Type 8631
Control head



The pneumatic rotary actuator, Type 2050, consists of a single or double-acting pneumatic linear piston actuator with internal quick-acting screw thread coupling to a turn element and a universal mechanical interface to DIN 3337 and ISO 5211.

During the linear movement of the piston under the pressure of the control air or the force of the return spring, the actuator shaft is turned through 90° by the quick-acting screw thread coupling. This rotary movement can be used to operate corresponding armatures such as ball valves, flap valves, etc. The actuator has an optical display for the piston position.

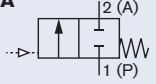




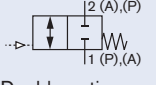




The materials employed permit use under heavy-duty, slightly aggressive environmental conditions.

In order to ensure the full functionality of the rotary actuator, a minimum control pressure of 2 bar (control function I) or 3.5/4.0 bar (control function A, see Technical data) is required. The drive operates maintenance-free.

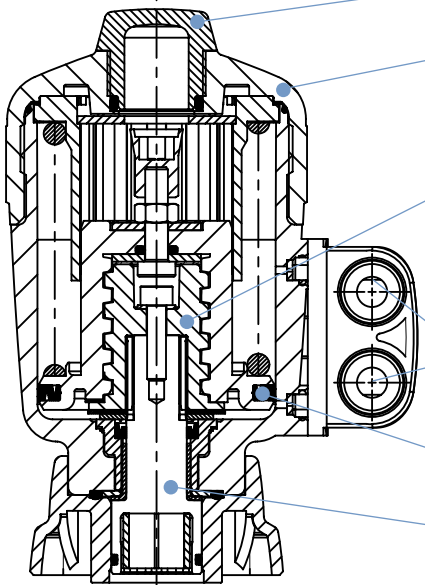
Technical data	
Actuator material, flange	PA6 GF30
Pilot air ports material	Stainless steel 1.4305
Seal material	NBR
Internal parts material	POM and PBT
Actuator shaft material	Stainless steel 1.4308
Ambient temperature	-10 to +60 °C
Actuator size	Ø 63 mm, Ø 100 mm
Control medium	Neutral gases, air
Pilot pressure	Double-acting actuator 2 to 10 bar (Ø 63 mm), 2 to 6 bar (Ø 100 mm) Single-acting actuator 4.0 to 10 bar (Ø 63 mm), 3.5 to 6 bar (Ø 100 mm)
Flange	F04, F05 and F07 according DIN 3337 and ISO 5211 (universal)
Rotation	90° ± 3°
Rotation time for 90°	1 to 3.5 sec.(depending on load and pilot pressure)
Torques	please refer to charts on p. 3
Installation	As required, preferably with actuator in upright position

Ordering chart for pneumatic actuator (further versions on request)

Pilot air port G 1/4, flange interface according DIN 3337 and ISO 5211
 Pilot air ports, thread inserts and flange screws; stainless steel

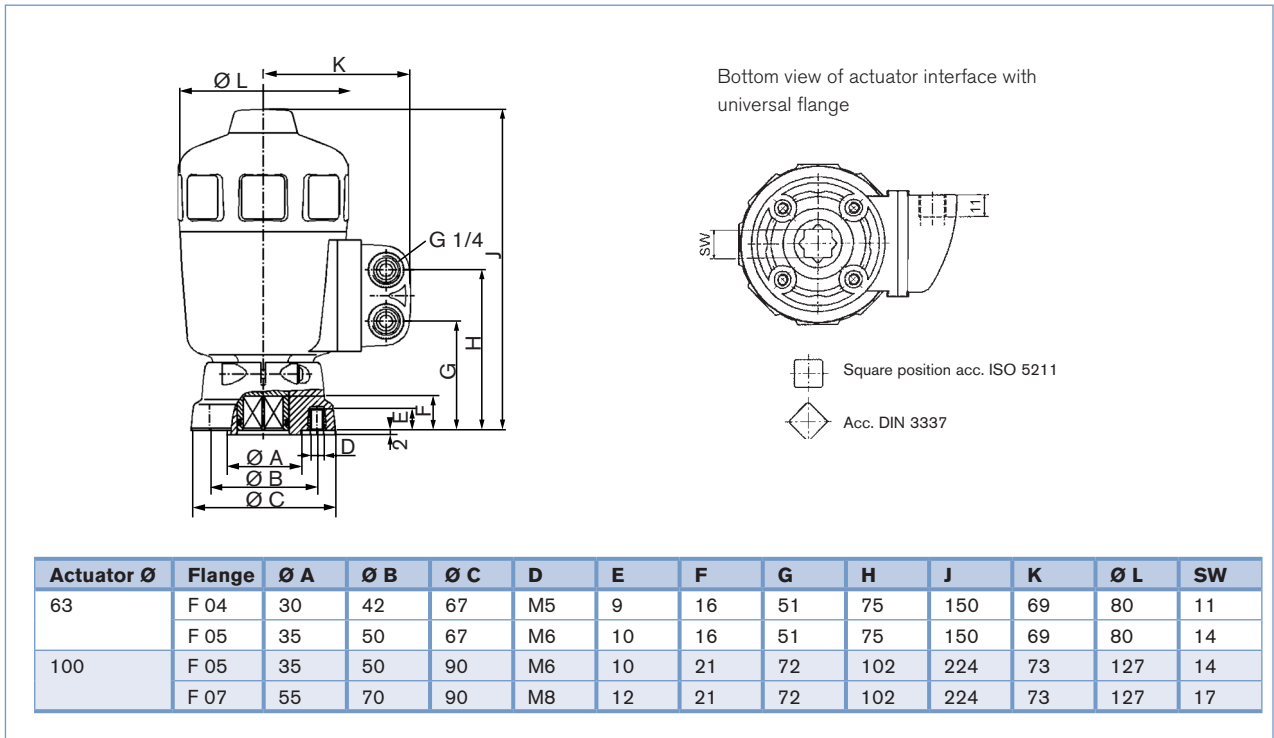
Control function	Actuator size Ø [mm]	Material pilot air ports	Pressure range [bar]	Flange	Article no.
A  Single-acting (spring return)	63	Stainless steel	4.0 - 10	F04	142621 
				F05	142622 
	100	Stainless steel	3.5 - 6	F05	140809 
				F07	140810 
I  Double-acting	63	Stainless steel	2 - 10	F04	140805 
				F05	140806 
	100	Stainless steel	2 - 6	F05	140807 
				F07	140808 

Materials



- Optical position indicator:** Polycarbonate (PC)
- Actuator:** PA6 GF30
- Internal parts:** POM and PBT
- Pilot air ports:** Stainless steel 1.4305
- Piston seal:** NBR
- Actuator shaft material:** Stainless steel 1.4308

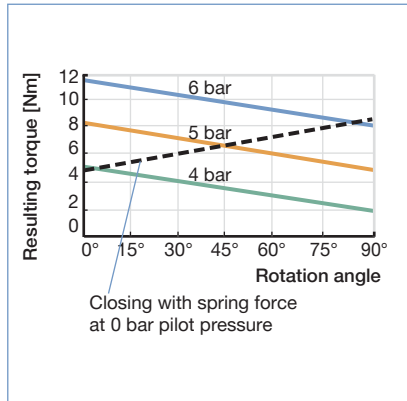
Dimensions [mm]



Torque at the actuator shaft [Nm]

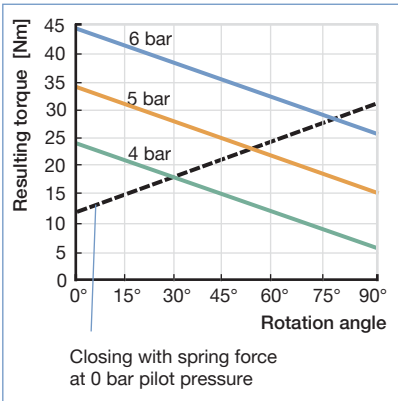
Control function A
Actuator size Ø 63 mm

Opening with 4, 5 or 6 bar pilot pressure against the spring force



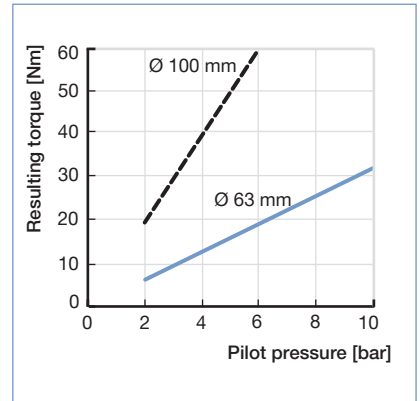
Control function A
Actuator size Ø 100 mm

Opening with 4, 5 or 6 bar pilot pressure against the spring force



Control function I
Actuator size Ø 63 and 100 mm

Double-acting without spring



Ordering chart for accessories

3/2 way pilot valves with banjo bolts

Seal material valve FKM, seal material banjo bolt NBR

Valve for actuator size [Ø mm]	Type	Pressure inlet P (valve body)	Service port A (banjo bolt)	Orifice [mm]	Q _{nn} value air [l/min]	Pressure range [bar]	Electrical coil connection Ind. Std.	Power consumption [W]	Article no. Voltage/frequency [V/Hz]	
									024/DC	230/50
63	6012P	Tube fitting Ø6 mm	G ¼	1.2	48	0 - 10	Form B	4	552283	552286
63 - 100	6014P	G ¼	G ¼	2	120	0 - 10	Form A	8	424103	424107

Cable plug Type 2507, Form B or Type 2508, Form A

	Article no.
Type 2507, Form B Industrial standard, 0 to 250 V without circuitry (Type 6012 P)	423845
Type 2508, Form A acc. DIN EN 175301-803, 0 to 250 V without circuitry (Type 6014 P, Type 0331P)	008376

NAMUR adapter for pilot valves with NAMUR flange

Actuator size Ø [mm]	Material	Article no.
63	Plastic (PA)	427405
100	Brass	637114
	Stainless steel	634275

To find your nearest Bürkert facility, click on the orange box →

www.burkert.com

In case of special application conditions, please consult for advice.

We reserve the right to make technical changes without notice.

1801/4_EU-en_00895007